

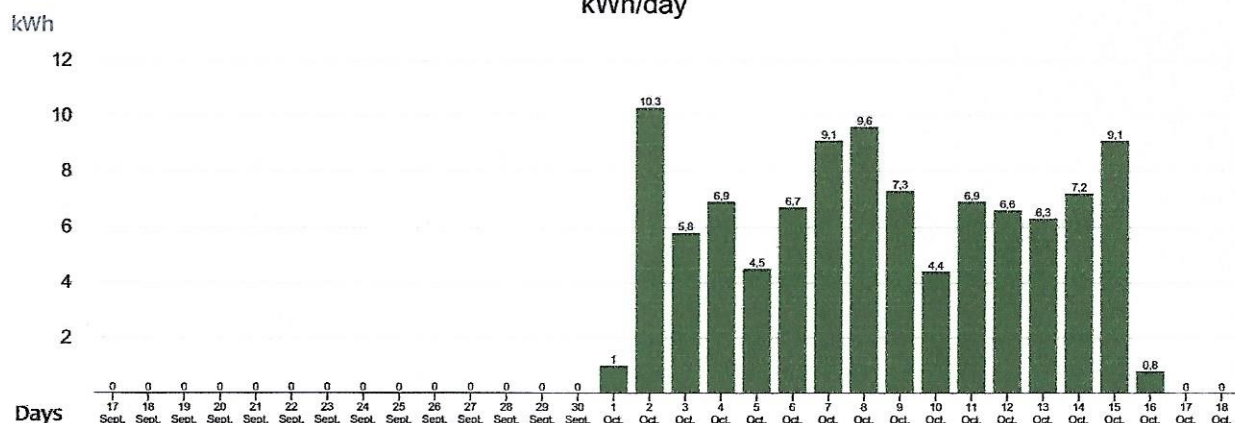
INVOICE DETAILS

- Plan | Home Plan
- Amount | 50,89 €
- Consumption | 103 kWh *
- Invoice number | 03201020030361515 issued on 20th October, 2020
- Invoice period | from 17th September, 2020 to 18th October, 2020
- Supply contract reference no. | 0631015905

1 Check your daily electricity usage

CHANGES IN YOUR BILL'S DAILY CONSUMPTION *

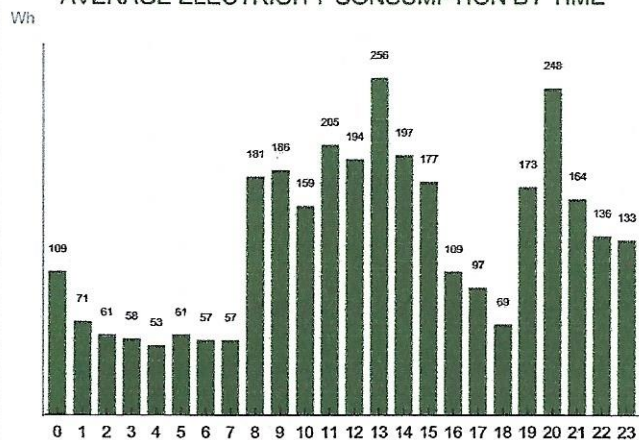
kWh/day



2 Below we will show you the average consumption by time and day of the week.

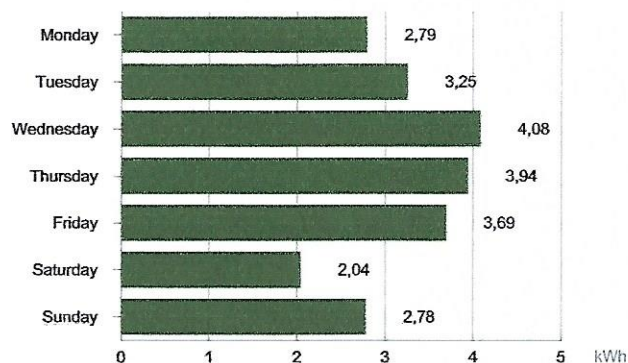
AVERAGE ELECTRICITY CONSUMPTION BY TIME *

Wh



AVERAGE ELECTRICITY CONSUMPTION BY DAY *

kWh



3 Do you know how to save money on your bill?

If you have lighting in your garden, control it using a timer or twilight switch.

4 We can show you an hourly electricity usage breakdown for each day:

CHANGES IN YOUR BILL'S HOURLY CONSUMPTION *

Hours(Wh)	00 - 01h	01 - 02h	02 - 03h	03 - 04h	04 - 05h	05 - 06h	06 - 07h	07 - 08h	08 - 09h	09 - 10h	10 - 11h	11 - 12h	12 - 13h	13 - 14h	14 - 15h	15 - 16h	16 - 17h	17 - 18h	18 - 19h	19 - 20h	20 - 21h	21 - 22h	22 - 23h	23h - 00h	Total (kWh)
Days																									
Thursday 17 Sept.	0	0	0	0	0	0	0	0	0	0	0	0	0	0	0	0	0	0	0	0	0	0	0	0	0
Friday 18 Sept.	0	0	0	0	0	0	0	0	0	0	0	0	0	0	0	0	0	0	0	0	0	0	0	0	0
Saturday 19 Sept.	0	0	0	0	0	0	0	0	0	0	0	0	0	0	0	0	0	0	0	0	0	0	0	0	0
Sunday 20 Sept.	0	0	0	0	0	0	0	0	0	0	0	0	0	0	0	0	0	0	0	0	0	0	0	0	0
Monday 21 Sept.	0	0	0	0	0	0	0	0	0	0	0	0	0	0	0	0	0	0	0	0	0	0	0	0	0
Tuesday 22 Sept.	0	0	0	0	0	0	0	0	0	0	0	0	0	0	0	0	0	0	0	0	0	0	0	0	0
Wednesday 23 Sept.	0	0	0	0	0	0	0	0	0	0	0	0	0	0	0	0	0	0	0	0	0	0	0	0	0
Thursday 24 Sept.	0	0	0	0	0	0	0	0	0	0	0	0	0	0	0	0	0	0	0	0	0	0	0	0	0
Friday 25 Sept.	0	0	0	0	0	0	0	0	0	0	0	0	0	0	0	0	0	0	0	0	0	0	0	0	0
Saturday 26 Sept.	0	0	0	0	0	0	0	0	0	0	0	0	0	0	0	0	0	0	0	0	0	0	0	0	0
Sunday 27 Sept.	0	0	0	0	0	0	0	0	0	0	0	0	0	0	0	0	0	0	0	0	0	0	0	0	0
Monday 28 Sept.	0	0	0	0	0	0	0	0	0	0	0	0	0	0	0	0	0	0	0	0	0	0	0	0	0
Tuesday 29 Sept.	0	0	0	0	0	0	0	0	0	0	0	0	0	0	0	0	0	0	0	0	0	0	0	0	0
Wednesday 30 Sept.	0	0	0	0	0	0	0	0	0	0	0	0	0	0	0	0	0	0	0	0	0	0	0	0	0
Thursday 1 Oct.	0	0	0	0	0	0	0	0	0	0	0	0	0	0	0	0	0	0	0	0	0	0	0	1.009	1
Friday 2 Oct.	1.451	620	118	109	55	109	95	106	98	419	329	753	104	904	1.211	739	756	368	281	312	358	581	282	167	10,3
Saturday 3 Oct.	99	30	79	79	37	78	79	80	622	137	325	412	145	39	150	358	152	105	114	935	722	683	292	60	5,8
Sunday 4 Oct.	129	62	129	50	101	97	57	105	655	244	407	610	794	88	381	114	39	226	315	397	871	386	400	288	6,9
Monday 5 Oct.	176	229	30	105	28	91	51	100	396	398	272	307	231	153	80	110	36	88	159	56	605	365	402	64	4,5
Tuesday 6 Oct.	126	56	115	49	101	35	76	101	592	135	245	717	874	613	218	141	371	43	142	789	359	191	470	97	6,7
Wednesday 7 Oct.	161	61	129	57	128	90	73	95	634	230	278	406	1.242	929	697	852	137	114	136	1.267	571	202	286	343	9,1
Thursday 8 Oct.	58	160	54	143	57	125	116	141	687	211	244	808	767	1.396	1.368	1.128	795	138	93	192	226	267	196	258	9,6
Friday 9 Oct.	123	64	486	568	565	482	555	449	94	655	723	209	52	614	330	100	147	108	46	107	229	243	241	121	7,3
Saturday 10 Oct.	168	57	144	98	132	128	82	105	122	662	280	158	117	116	78	114	57	71	238	191	451	170	375	261	4,4
Sunday 11 Oct.	66	148	106	133	65	118	119	102	501	660	572	179	205	856	62	46	529	740	257	479	183	282	184	348	6,9
Monday 12 Oct.	223	240	100	110	112	121	59	145	105	1.231	286	181	316	497	179	339	116	54	177	239	840	299	397	252	6,6
Tuesday 13 Oct.	103	115	64	88	110	62	84	107	85	627	325	605	403	277	30	419	80	335	109	211	755	723	294	334	6,3
Wednesday 14 Oct.	141	46	125	89	72	92	115	90	648	79	306	545	407	712	1.151	1.022	165	82	52	81	371	306	232	293	7,2
Thursday 15 Oct.	356	271	201	96	51	110	94	91	549	276	480	654	544	1.009	371	178	101	641	99	287	1.384	559	292	366	9,1
Friday 16 Oct.	109	104	58	95	87	205	163	4	0	0	0	0	0	0	0	0	0	0	0	0	0	0	0	0	0,8
Saturday 17 Oct.	0	0	0	0	0	0	0	0	0	0	0	0	0	0	0	0	0	0	0	0	0	0	0	0	0
Sunday 18 Oct.	0	0	0	0	0	0	0	0	0	0	0	0	0	0	0	0	0	0	0	0	0	0	0	0	0
Total (kWh)	3,5	2,3	1,9	1,9	1,7	1,9	1,8	1,8	5,8	6	5,1	6,5	6,2	8,2	5,3	5,7	3,5	3,1	2,2	5,5	7,9	5,3	4,3	4,3	

This was the time-specific consumption in this bill.

